

Winter


Car Seat Harness Fit



**Keep Children Warm and Safe
in Their Car Seats**


**Do Not Let Bulky Coats Interfere
With the Car Seat Harness**

Do the Coat Test:



- Place the child wearing their coat in the car seat.
- Correctly place the harness on the child and secure snugly to fit the child.
- Without loosening the harness, unbuckle the harness and take the child out of the car seat.

- Remove the child's coat, place the child back in the car seat and buckle the harness.
- If you can pinch the webbing between your thumb and forefinger, the coat is too bulky to be worn under the harness.



www.pakidstravelsafe.org
1-800-CAR BELT



Tips to Keep Children Warm

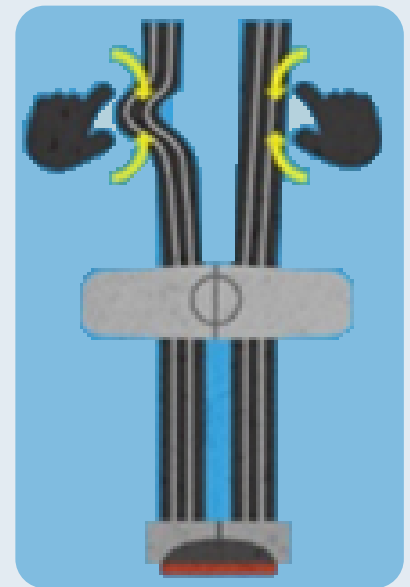
- Warm up the vehicle in a well-ventilated area before securing the child in the car.
- Purchase coats that come in layers or offer warmth with thinner fabrics.
- Place a blanket over the secured child in the car seat for additional warmth.



- Put the child's coat on backwards once the harness is buckled and tightened.
 - Slip the child's arms through the sleeves and lay the coat over the secured child.

A snug harness lies in a relatively straight line, without twists. It does not:

- Allow any slack.
- Press or push the child's body into an unnatural position.
- Allow the webbing to be folded between your thumb and forefinger at the shoulder.



In the event of a crash, a snug harness will keep the child secure in the car seat