

PA Traffic Injury Prevention Project
 PA Chapter, American Academy of Pediatrics
 Rose Tree Corporate Center II
 1400 N. Providence Road, Suite 4000
 Media, PA 19063
 Phone: 484-446-3008
 1-800-CAR BELT (in PA only)
 Fax: 484-446-3255
 Email: tipp@paaap.org
 Website: www.pakidstravelsafe.org
 www.paaap.org

Special points of interest:

- Cybex Sirona S SensorSafe 2.1 Convertible Car Seat
- NHTSA Safety Advisory: Little Passenger Seats
- Britax One4Life Car Seat
- Summer Affirm 335 - New Car Seat with 3 Pound Start Weight
- COVID-19 Update: CPST Recertification Certification Extensions
- Upcoming Trainings
- Lap and Shoulder Belts on School Buses



CYBEX Sirona S SensorSafe 2.1 Convertible Car Seat




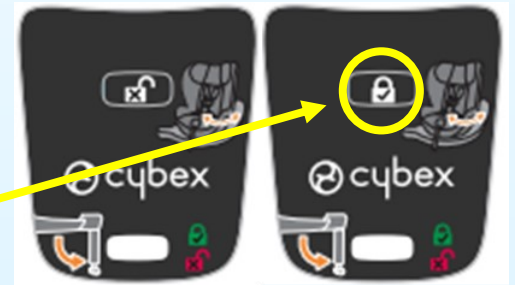
- Rear-facing:
 - Weight of child: 4 - 50 lbs.
 - Lower anchor weight limit: 35 lbs.
- Forward-facing:
 - Weight of child: 22 - 65 lbs.
 - Lower anchor weight limit: 40 lbs.
- Harness height: 17 - 49 inches
- 12-position, no-rethread harness

The CYBEX Sirona S Convertible Car Seat features an innovative one-hand 360° rotatable car seat that makes switching from rear-facing to forward-facing positions quick and easy. The car seat rotates to allow parents to easily get the child in and out of the car seat.

- The **Rotation Lock Indicator** must display the **LOCK** symbol before driving.

Convertible Car Seat Features:

- **One Belt Path:** Use the same belt path for both rear-facing and forward-facing installations.
- **EasyLock™ Bar:** Reduces the force needed for a secure installation.
- **On the Go Recline:** 12 recline positions that can be adjusted when the child is in the car seat.
- **Load Leg Technology:** Stabilizes the car seat and can reduce rotation in certain crashes by up to 30%.
- **Linear Side-Impact Protection (L.S.P.):** Absorbs up to 25% more impact in a collision when compared to the same car seat without the L.S.P. extended. **Always** use the L.S.P. device on the side of the car seat installed next to the door.
- **Smart-Tech Harness Clip with SensorSafe Technology:** Alerts parents if their child becomes unbuckled, the car temperature is too warm, or unsafe conditions arise.
- Harness pads and 3-position padded buckle provide extra comfort.
- Removable newborn insert provides support for small babies



https://www.youtube.com/watch?time_continue=1&v=dutQNC2Te50&feature=emb_logo

CPS NEWS

NHTSA Safety Advisory: Little Passenger Seats

A parent’s priority is always to keep their child safe, and that includes making sure they are in the right car seat for their age and size, and to make sure that car seat meets Motor Vehicle Safety Standards (FMVSSs).



Through a concerned law enforcement officer, we learned about a vehicle seat on the market that claimed to be FMVSS-certified, but was not. And while Little Passenger Seats (LPS) is no longer in business, the seats they made may still be available online. If you come across a car seat from the manufacturer, steer clear – it poses a safety risk to your child.



britax | **One4Life**
one car seat for life



Rear-Facing - Infant
5-20 lbs.

Rear-Facing - Toddler
20-50 lbs.

Forward-Facing - Preschool
22-65 lbs.

Belt-Positioning Booster - Big Kid
40-120 lbs.

Britax introduced their all-in-one convertible car seat, the **One4Life**. The car seat takes a child from birth to big kid with **Britax** safety and click tight installation. It easily converts from a rear-facing infant car seat, to a forward-facing 5-point harness, to a high-back belt positioning booster seat.

Features include:

- **10 years of use:** Grows with the child from 5 – 120 lbs.
- **15-Position, Quick-Adjust Headrest & Harness and 3 buckle slots:** Creates the proper fit as the child grows.
- **V-Shaped Tether:** Staged-release stitches helps slow and reduce forward movement during a crash.
- **9-Position Recline:** Find the most comfortable fit for the child and the best fit for the vehicle.
- **MUST** be used in recline position B in BOOSTER mode.
- **SafeCell Technology:** Absorbs crash energy to help keep it away from the child.
- **Infant Insert:** Can be used for infants 20 lbs. or less.



ClickTight Installation: Use the vehicle seat belt to achieve a safe and secure installation. Eliminate the concern of lower anchor weight limitations.

- Pinch to open
- Thread & buckle
- Click it closed.



Overhang from Vehicle Seat:

- **Harness Mode:** The base of the car seat rests completely flat on the vehicle seat with **no side overhang**. It is permissible to **allow up to 3 inches of the base to hang over the front edge** of the vehicle seat. If the vehicle seat does not allow enough of the child restraint base to make contact, adjust the recline angle to a more upright position. Not doing so could cause the child restraint to not perform as intended.
- **Booster Mode:** **Overhang is not allowed** in booster mode. In booster mode, the base of the child restraint must fit completely on the vehicle seat.



Acceptable Rear-Facing Harness Mode



Acceptable Forward-Facing Harness Mode



Not Acceptable Overhang Booster Mode

Summer Affirm 335 - New Car Seat with 3 Pound Start Weight

- Rear-Facing Weight: 3-35 lbs.
 - Must have approval of the child's healthcare provider when used with premature, low birth weight, or medically fragile infants.
- Height: 15-32 inches
 - 4 Harness slot positions and 3 crotch buckle positions.
 - Infant body insert is optional for children from 3 - 11 lbs.
 - Insert is used when the harness is in the bottom 2 slots and the crotch buckle is in the inner or middle position.
- Chest clip designed as small as possible for a good fit for small babies.
- Secure the base with the Belt Tensioning Arm.
 - Route the webbing through the blue belt guides and close the Belt Tensioning Arm.
 - Lock the seat belt to complete the installation when using the lap and shoulder belt.
- Angle the carrier handle toward the vehicle seat back to limit the amount of rebound movement experienced in a frontal-impact crash.



COVID-19 Update: CPST Recertification Extensions

Safe Kids Certification continues to monitor the COVID-19 situation. To help ease recertification concerns, expiration dates from March 11-September 30 have been extended. Log into your online profile for your revised expiration date. Extensions:

- On March 11, every CPST with a March 11-June 15 certification expiration date was extended to June 30.
- On April 4, every CPST with a June certification expiration date (includes every tech in the first extension) was extended 4 months.
- On April 4, every CPST with a July, August or September certification expiration date was extended 3 months.

If you are ready to recertify but can no longer do so due to the extension (more than 4 months away), please contact Safe Kids by email (CPSCert@safekids.org) or phone (202-875-6330). Your certification expiration date will be changed to the end of the month and you will be able to complete your recertification.

PA TIPP Child Passenger Safety Trainings - Update Courses: Please RSVP if attending

- CPS Technical Update is pre-approved for 6 CPS CEUs. Contact your TIPP regional coordinator to schedule a presentation in your region and earn 6 CPS CEUs toward recertification.
- The Municipal Police Officers' Education and Training Commission (MPOETC) has approved the CPS Technical Update for 6 Continuing Law Enforcement Education (CLEE) credit hours.
- PA TIPP instructors are approved as Emergency Medical Services Continuing Education Providers. EMTs can receive 6 EMS continuing education credits for attending the 2019 edition of the PA TIPP technical update



Please contact TIPP if you are interested in hosting a Technical Update class for CPS technicians in your area.

Berks County

Date: July 17, 2020
Time: 9:00 am - 3:00pm
AAA Reading-Berks
920 Van Reed Rd.
Reading, PA 19610
Contact: Teresa Rychlak
Phone: 484-446-3078
Email: trychlak@paaap.org

Franklin County

Tentative Date: July 29, 2020
Time: 9:00 am - 3:00 pm
Fayetteville Fire
101 West Main Street
Fayetteville, PA 17222
Contact: Kelly Whitaker
Email: kwhitaker@paaap.org
Or
Contact: Matt Frampton
Email: mframpton@atspa.org

Montgomery County

August 4, 2020
9am-3pm
Goodwill Fire Company
714 E High St.
Pottstown, PA 19464
Contact: Teresa Rychlak
Phone: 484-446-3078
Email: trychlak@paaap.org

Lehigh County

Date: August 12, 2020
Time: 9:00 am - 3:00 pm
North Whitehall Township Building
3256 Levans Road
Coplay, PA 18037
Contact: Teresa Rychlak
Phone: 484-446-3078
Email: trychlak@paaap.org

Blair County

Date: Aug 13, 2020
Time: 9:00 am—3:00 pm
PennDOT 9-0
1620 North Juniata Street
Hollidaysburg, PA 16648
Contact: Kelly Whitaker
Phone: 814-943-3360
Email: kwhitaker@paaap.org

Allegheny County

Date: August 20, 2020
Time: 10:00 am – 4:00 pm
Plum EMS
1990 Old Mine Road
Plum, PA 15239
Contact: Kristen Urso
Phone: 412-885-0266
Email: kurso@paaap.org

Monroe County

Wed, Sept 9, 2020
9:30 am to 3:30 pm
Monroe EMA Building
100 Gypsum Road
Stroudsburg, PA
Contact: Cathy Connors
Phone: 570-471-3026
Email: cconnors@paaap.org



Child Passenger Safety Trainings

The **CPS Certification** course provides the training necessary to become a certified CPS technician. This four-day course establishes CPS certification for a two-year cycle. The fee is \$95. To register, go to cert.safekids.org.

The **CPS Renewal** course is for CPS technicians with an expired certification. The one-day course allows re-certification for a two-year cycle. The fee is \$95. To register, go to cert.safekids.org.

The **TIPP CPS Technical Update** class has been pre-approved for 6 CEUs towards re-certification. Please contact TIPP if you are interested in hosting an Update class for CPS technicians in your area.

For questions on how to create a personal profile or register for a class, please go to <https://cert.safekids.org/resources-faqs/how-to>.

Certification Courses

Berks County

Course ID: PA2020010413
Dates: June 22 - 25, 2020
Time: 8:00 am - 5:00 pm
AAA Reading Berks
920 Van Reed Road
Wyomissing, PA 19610
Contact: Sue Ernst
Phone: 610-374-4531 ext. 7117
Email: cgouker@aaardgberks.com

Lancaster County

Course ID: PA20200131139
Dates: June 24-27, 2020
Time: 8:30 am - 5:00 pm
Lancaster Co Public Safety Training Center
101 Champ Boulevard
Manheim, PA 17545
Contact: Natalie Littlehale
Phone: 717-569-6401
littlehale@manheimtownshippolice.org

Tioga County

Course ID: PA20200228245
Dates: July 20 - 23, 2020
Time: 8:00 am - 5:00 pm
Mansfield University-Hickory Dorm
66 Morris Drive
Mansfield, PA 16933
Contact: Cathy Connors
Phone: 570-471-3026
Email: cconnors@paaap.org

Dauphin County

Course ID: PA20200521353
Dates: July 28 - 31, 2020
Time: 8:00 am - 4:00 pm
Linglestown Fire Department
St. Thomas Building
5901 Linglestown Road
Harrisburg, PA 17112
Contact: LuAnna Brook
Phone: 717-657-5656
Email: lbrook@lowerpaxton-pa.gov

Mercer County

Course ID: PA20200506336
Dates: Sept 28 - Oct 1, 2020
Time: 9:00 am - 5:00 pm
Superior Ambulance Training Institute
921 East Main Street
Grove City, PA 16127
Contact: Mary Lakari
Phone: 814-838-9971
Email: mlakari@paaap.org

Cumberland County

Course ID: PA20200605369
Dates: Sept 29 - Oct 2, 2020
Time: 8:00 am - 4:00 pm
Hampden Township EMS Building -
Good Hope Road Location
1200 Good hope Road
Mechanicsburg, PA 17050
Contact: Shannon Depatto
Phone: 717-531-7233
Email: sdepatto@pennstatehealth.psu.edu

Washington County

Course ID: PA201911131169
Dates: October 1, 2, 8, 9, 2020
Time: 9:00 am - 5:00 pm
Charleroi Fire Department
328 Fallowfield Ave.
Charleroi, PA 15022
Contact: Terri Rae Anthony
Phone: 412-365-7212
Email: terrieraeanthony@hotmail.com

Cambria County

Course ID: PA20200409314
Dates: Oct 13 - 16, 2020
Time: 8:30 am - 4:30 pm
Richland Township Police Dept
Johnstown, PA 15904
Contact: Kelly Whitaker
Phone: 814-943-3360
Email: kwhitaker@paaap.org

Centre County

Course ID: PA20200409313
Dates: December 8 - 11, 2020
Time: 8:30 am - 5:00 pm
Ferguson Township Police Department
3147 Research Drive
State College, PA 16801
Contact: Kelly Whitaker
Phone: 814-943-3360
Email: kwhitaker@paaap.org

Erie County

Course ID: PA20200506337
Dates: April 5 - 8, 2021
Time: 8:30 am - 4:30 pm
Perry Highway Hose Company
Social Hall
8281 Oliver Road
Erie, PA 16509
Contact: Mary Lakari
Phone: 814-838-9971
Email: mlakari@paaap.org

Renewal Courses

Luzerne County

Course ID: PA20200518346
Date: July 9, 2020
Time: 8:30 am - 4:30 pm
Emergency Management Services of Northeast Pennsylvania
169 CenterPoint Boulevard
Jenkins Township, PA 18640
Contact: Cathy Connors
Phone: 570-471-3026
Email: cconnors@paaap.org

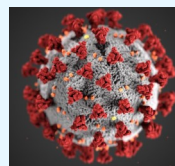
Allegheny County

Course ID: PA20200608374
July 20, 2020
10am-6pm
Medical Rescue Team South Authority
315 Cypress Way
Pittsburgh, PA 15228
Contact: Kristen Urso
Phone: 412-885-0266
Email: kurso@paaap.org

COVID-19 Class Precautions

As Pennsylvania Counties move into the green phase, TIPP Staff are scheduling child passenger safety in-person update classes, and certification and renewal courses while following safety precautions. Staff will implement additional safety measures to better protect the health and well being of students.

Any student with questions on class safety protocol should contact the instructor listed for more information. The new policies include social distancing, less interaction between students and multiple vehicles, breaks and time for sanitizing work stations and hands. Any student that is uncomfortable with coming to class is welcome to wait for a future class or talk to instructors about virtual training opportunities.



Lap & Shoulder Belts in School Buses

The National Association of State Directors of Pupil Transportation Services (NASDPTS) released a new positions paper, in May 2020, on the use of lap and shoulder (three-point) seat belts in school buses. This position paper provides guidance and assistance to professionals and policy makers charged with making the decision to require lap and shoulder belts on all new school buses.



NASDPTS fully supports requiring the installation and use of lap and shoulder belts in all new school buses. They further encourage States and local jurisdictions to have policies requiring all students to use the seat belts and that training be provided on how to use the seat belts properly. The training must include proper use and adjustment of seat belts, participation in regular evacuation drills that include unbuckling exercises. Prior to every field or activity trip, the school bus driver or other designated personnel must provide a safety briefing to all students and adult passengers that includes the required use of the belts, the location and use of emergency exits, and the location of emergency equipment.

NASDPTS does not recommend generally that existing school buses be retrofitted with lap/shoulder belts.

The paper can be viewed in its entirety at: <http://www.nasdpts.org/Documents/NASDPTS%20Position%20Paper-Lap-Shoulder%20Belts%20in%20School%20Buses-May%202020.pdf>